






Articulations of notes.

 <p>crescendo- start quiet and get louder.</p>	 <p>tremolo play the note repeatedly, unmeasured.</p>	 <p>acciacatura- play the tiny note quickly before the principal note.</p>	 <p>turn- play the upper neighbor, the principal note, the lower neighbor then the principal note.</p>
 <p>marcato- play the note short and loud.</p>	 <p>tie- play the two notes connected with no perceptible break.</p>	 <p>cesura- stop the song momentarily.</p>	<p><i>sfz</i></p> <p>sforzando- play the note suddenly loud.</p>
 <p>slur- play the two notes connected with no perceptible break.</p>	 <p>trill- play the upper neighbor then the principal note repeatedly for the duration of the principal note.</p>	 <p>fall- play the note then let the pitch drop as the note ends.</p>	 <p>fermata- hold the note longer than the duration, the beat stops, follow the conductor.</p>
 <p>accent- play the note loud.</p>	 <p>staccato- play the note short and crisp.</p>	 <p>glissando- play a slide through all the notes connecting the two written notes. Smooth and indistinct.</p>	 <p>tenuto- play the note full and as long as possible within the beat.</p>

Articulations of notes.

			
			<i>sfz</i>
	